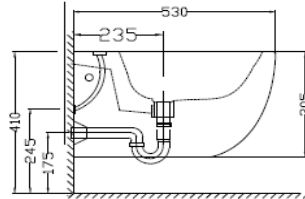
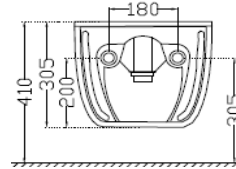


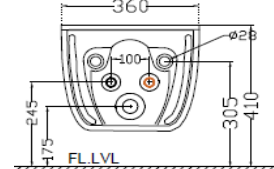
TOP VIEW



SIDE VIEW



BACK VIEW



BACK VIEW A

**General Information**

Product Code	SGS-WHT-41153N
Brand	Artize
Colour	White
Type	Wall Mounted Bidet
Material	Ceramic-Vitreous China (VC)

**Product Specification**

Product Dimension	360x530x305 mm
Bowl Inner Dimension	260x360x135 mm
Product Net Weight	20.7 kg
Product Gross Weight	22 kg
Packaging Dimension	550x370x320 mm

Outlet	Vertical
--------	----------

Tap Hole And Outlet Hole Dimension	Tap hole dia. $\varnothing 35 \pm 2$ mm
	Internal diameter of outlet hole dia. $\varnothing 45 +2/-1$ mm
	Horizontal distance between the centre line of the tap hole and the centre line of the waste outlet hole $\leq 175$ mm

Product Features	<ul style="list-style-type: none"> <li>Tap hole</li> <li>Over flow hole</li> <li>Anti germ glaze</li> <li>Blind installation</li> <li>Smooth glaze surface</li> </ul>
------------------	---

**ACCESSORIES INCLUDED**

Overflow hole cap	ZPS-WHT-9014
Fixing Kit	ZPS-WHT-FB13

**ACCESSORIES RECOMMENDATION**

Rack bolt	ZPS-SNS-RB07N
-----------	---------------

**CARE AND CLEANING GUIDELINES**

- Vitreous china sanitary ware products are fragile in nature and need to be handled with care (to avoid personal injury) at all times during its storage, handling, installation and use thereafter.
- The product is heavy and it is recommended that two persons hold it while it is being fixed.
- Carefully inspect the new product for damage before installation.
- Risk of product damage. Over tightening may cause breakage or chipping of vitreous china.
- Risk of external leakage. Do not lift or rock the bowl after placement.
- Always test your cleaning solution on an inconspicuous area on the product before applying it to the entire surface.
- Do not allow cleaners to sit or soak on the product.
- Use a soft, dampened sponge or cloth to clean. Never use abrasive material like a bristle brush or scouring pad.
- Wipe surfaces clean and rinse completely with water immediately after applying cleaners.
- Clean Chrome, stainless steel surfaces once a week. Do not use cleaners containing chloride on chrome, stainless steel. If used, rinse the surface immediately to prevent corrosion.
- Wherever chrome plating is used on the products, use only warm water to clean and then dry with a soft cloth.

**QUALITY MANAGEMENT SYSTEM - ISO 9001**

DISCLAIMER: Our every effort has been made to ensure factual accuracy, the information presented subject to changes due to requirements in different sites, markets and/ or countries. All dimensions are in mm (Tolerance  $\pm 5$  MM). Jaquar reserves the right to make the necessary amendments at any time without prior notice.